

# Checklist ✓

Meet eligibility requirements and apply before Priority Deadline (recommended).

Submit completed ApplyTexas Application for freshman Admission to UTPA with interest indicated in participating with CE. ([www.ApplyTexas.org](http://www.ApplyTexas.org))

Submit to Office of Admissions and New Student Services:

- Official high school transcript w/GPA (100-pt scale), class ranking, graduation plan & date
- CE Authorization Form

Submit Texas Success Initiative (TSI) scores and Proof of Bacterial Meningitis vaccination to UTPA Admissions

- THEA, ACCUPLACER
- TAKS (current grade level)
- ACT/SAT
- PLAN/PSAT (if no other exam available)

**Note:** A few days after applying, you will receive letter confirmation from UTPA that your application has been received. It includes your Student ID, Username, and Instructions on how to set up your password. Once you setup your password you can track the status of your application and, if approved, sign up for CE Advisement.



# ApplyTexas Application Instructions

# APPLY NOW!

# ApplyTexas

## For Your Records:

Apply Texas  
Username:

Password:

Application ID No.:

The University of Texas-Pan American  
Admissions and New Student Services

Concurrent Enrollment

1201 W. University Drive  
Edinburg, TX 78539-2999


Phone: (956) 665-7575

Fax: (956) 665-3216

[ce@utpa.edu](mailto:ce@utpa.edu)




Start by visiting [www.applytexas.org](http://www.applytexas.org). Click on "Create your account now" and get started.




1

Once you have created your profile, click on the "My Applications" tab and begin a new application.




2

Then click on "Create a new 4 year university admissions application."




3

Select the drop down tab and select the year you wish to attend.




4

Continue by completing sections 1-9




5

Concurrent Enrollment Students May Skip this part.




6


Must answer YES to this question.



Read all statements thoroughly.



Click on "Submit" and you will receive a confirmation ID number.



**Congratulations!**

**You have successfully submitted your ApplyTexas Application !**